



असम विश्वविद्यालय
(एक केन्द्रीय विश्वविद्यालय)
सिलचर 788011
असम, भारत

ASSAM UNIVERSITY
(A Central University)
Silchar 788011
Assam, India

Last date of application is 15-07-2023

Guidelines for filling up the Application Form

Before filling up the form, keep the following ready with you:

Scan copy of –

Signature of the Applicant, Latest Colour Photo of the Applicant, 10th Level Admit Card, Identity Card, Front and Back side of 10th Level Marksheet, Front and Back side of 12th Level Marksheet, Category Certificate(if any), BPL Certificate(if any), First page of Bank Passbook, PwD Certificate(if any), NCC Certificate(if any). The Size of each document should not be less than 150KB and should not exceed 300KB.

If you do not have any Email id, create it now before filling the Application Form.

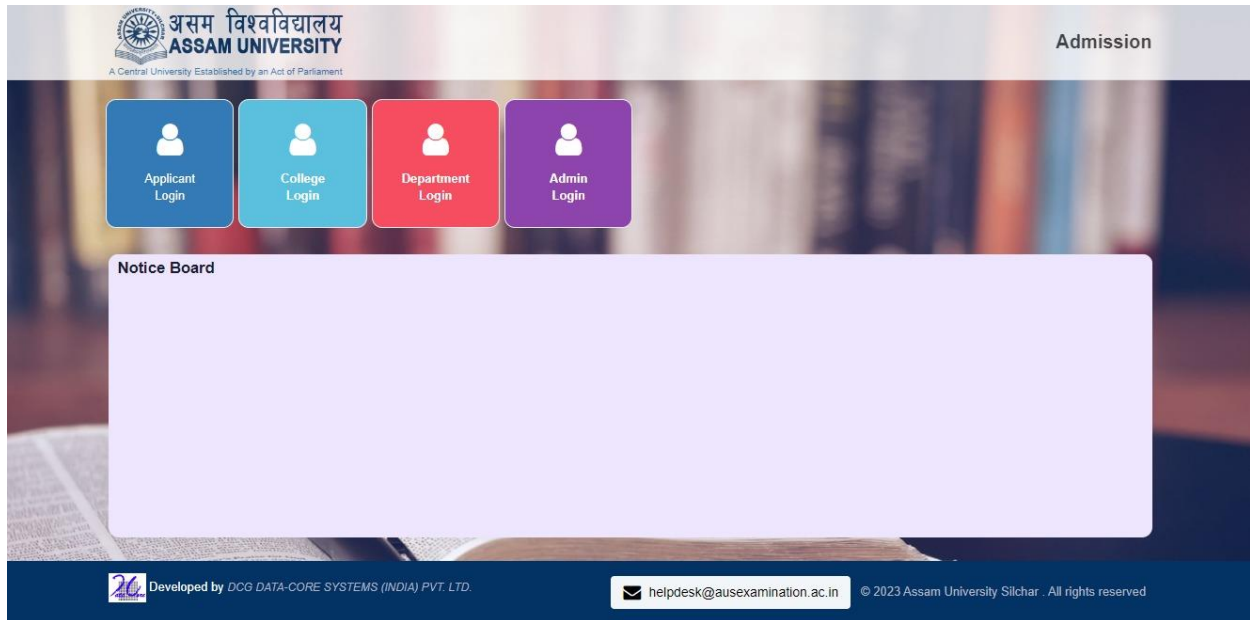
Use your own Phone Number. Never use phone number of any other person.

- The format of the images should be “.jpg” or “.png”



Step-1:

Open any browser and type <https://www.ausexamination.ac.in/admission>



Step-2:

Click on "Applicant Login".



Applicant Login

Existing user? Sign in with your application no and password below. [Download Instruction](#)

Success! You have been successfully logged out from the system. ✕

[Sign in](#) [Forgot Password?](#)

[New Applicant? Create a new Account](#)

Step-3:

Click on “New Applicant? Create a new Account”.



New Application

INSTRUCTIONS & TERMS & CONDITIONS FOR FILLING UP THE ON LINE APPLICATION FORM: 2023-24

[Download Instruction](#)

1. Online registration details are available on the University websites <https://ausexamination.ac.in/admission>
2. Applicants willing to apply online for admission to various courses of Assam University are required to first register online and read the guidelines below carefully.
3. Download the instructions, read them carefully and save them for ready reference. Follow the guidelines during online filling of the application form. Click on "I have read the instructions" button to proceed further.
4. On the landing Page (the webpage which opens after you click on the Admission link <https://ausexamination.ac.in/admission>), please click on "Applicant Login" button.
5. New Applicants should click on the blue button indicating "New Applicant? Create a New Account".
6. All the pieces of information required during registration of the **new candidates** ARE COMPULSORY and will have to be given.
7. Password of the candidate will have to be entered by the candidate as per the following rules:
 - a. Password should be minimum 6 characters and maximum 13 characters.
 - b. There should be at least one UPPER CASE character.
 - c. There should be at least one LOWER CASE character.
 - d. There should be at least one NUMBER
 - e. There should be at least one SPECIAL CHARACTER (!:@#;\$%&)
 - f. Example of Password: "Shukla@2020"
8. For submission of the form, filling up of "Captcha" is a must.
9. After filling up the form and clicking on the "Register" button, the candidate will receive an email with all the credentials for login:
 - a. User Name, which will be also the Application Number
 - b. Password, and
 - c. OTP
10. The candidate will be taken to the OTP Page where the Candidate will have to enter the OTP. After entering OTP, the candidate will be taken to the main Application Form.
11. Please remember your **APPLICATION NUMBER & PASSWORD**. These will be required for logging in to the Application Portal, if you forget the Application Number & Password, click on "Forget Password". The candidates are instructed to remember the phone no and email id used at the time of online registration.
12. Before filling up the form, it is suggested to the applicants that they should scan clearly the following documents (for uploading later) as per the size given below:
 - a. Candidate's Passport-size photograph – Size Between 150 Kb to 300 kb
 - b. Candidate's Signature – Size Max 30 Kb
 - c. Copies of other Testimonials – Size 150 Kb to 300 kb each
13. In the 'mandatory upload' section, the applicant has to upload the following clearly readable documents:
 - a. Passport-size photograph of the applicant.
 - b. Scanned signature of the applicant.
 - c. Scanned copy of both sides of all original testimonials (Mark sheet/ Caste Certificate/Gap Certificate/NOC from Employer, etc.)
(Candidates are advised to scan the Original Testimonials for uploading. Scanned copies of photocopied documents should not be uploaded).
14. Please note that it is not compulsory to fill up the entire Application at onego. The application can be saved in the draft mode by clicking on "Save As Draft" button. Doing so will allow the information already entered to be saved. Applicants can save the forms in draft mode and can log in again for completing and submitting it.
15. All (*) marked field on the application form are compulsory. The compulsory information will have to be given before Final Submission.
16. Applicants shall choose the Course in which she/he wishes to apply, based on the eligibility. The applicants are advised to check the eligibility criteria of the Courses before making a choice.
17. User/Applicant can change or edit information in the Application as long as the Application is not submitted. Once the application is submitted, the applicant cannot change or edit or modify the information. For any correction in the application form, the applicant will have to visit the respective College/ Department of the University. **Therefore, candidates are advised to fill up and check the application form carefully before final submission.**
18. Before the submission of the Application form, the applicant has to "upload the payment slip (if any, in case of TDC/B.Ed/LL.B)/pay the application fee through the Payment Gateway(in case of University in-house Courses)" for final submission of the application form.
19. Only Paid Applications will be accepted for further processing after verification by college/university.
20. Applicants are requested to verify the Bank Account Details carefully before making payment. The University/Colleges will not be responsible for any wrong payment made by the applicant.
21. **Application Fee(if any) once paid is non-refundable.**
22. Applicants will be provisionally registered for admission, subject to the eligibility criteria and verification of Certificates, mark sheets and other credentials.
23. Applicants shall take the printout of the admission form and keep it with them for future reference.
24. The applicant will be solely responsible for providing correct and relevant information in the application form. In case of any discrepancy found during verification or at any later stage, the application will be rejected by the University/College and the admission of the applicant will be cancelled. Furnishing of incorrect information/suppression of information may lead to legal action against the applicant.

[I have read the instructions.](#)

Step-4:

Read the instructions carefully and Click on "I have read the instructions".



New Application

(*) Indicates Mandatory Fields.

[Download Instruction](#)

New Candidate - Registration

First Name: *

Middle Name:

Last Name: *

Date of Birth: *

Admission To: *

Year: *

Email Address: *

Mobile Number: *

Please note Email Address & Mobile Number entered here will be used by Assam University for all official communication to you.

Login Password

Password: *

Confirm Password: *

Enter the verification code shown below: *

I have read the instruction and agree with the terms & conditions and authorize text messages to my mobile number above.

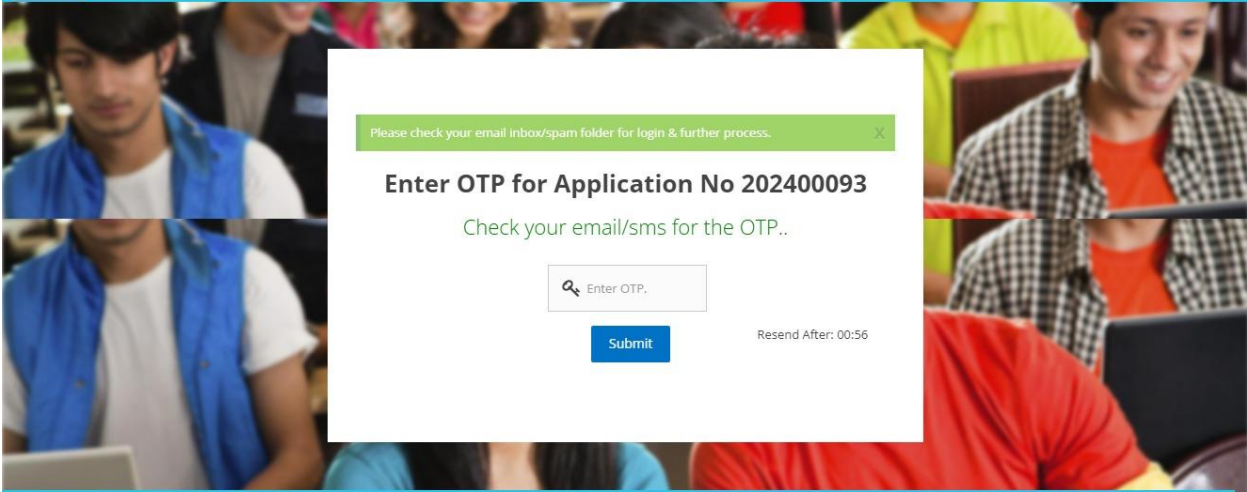
[Already Registered? Go Back to Login](#)

Note : Please read the form carefully before filling it.
Attached the required documents as mentioned in educational qualification.
Result/Score of qualification examination.
Incomplete application will be rejected.

© Assam University
Silchar-788011 | E-mail: helpdesk@ausexamination.ac.in


Step-5:

Fill-up the form accordingly. Create a new password . Never forget this password. It will be required when you try to login again. Use your own phone number. Never use phone no and email id of any other person. This email id and phone number will be required for all further correspondences.




Step-6:


Enter the OTP forwarded to your phone number. Click on Submit.


Application Form
TEST SUJCY


Application No. : 202411296
Session : 2023-24




Candidate Dashboard




Basic Information




Educational Details



Upload Documents



Programme Selection



Fees Payment


(*) Indicates Mandatory Fields.

Personal Information

Name of Student (as spelled in Class X Board Certificate): *		MIDDLE NAME	SUJCY
TEST			
Gender: *	Date of Birth: *	April	2009
Select	13		
Nationality: *	Mobile: *	Aadhaar No. Identification Mark: *	
Indian	1234567890	Aadhaar No. NA	
Religion: *	Domicile: Assam	Email Address: *	
Select Religion	Category: *	sdjoy101@gmail.com	
Blood Group: *	Marital Status: *	Are you belongs to BPL: *	
Select	Select	No	
Quote: *	Whether willing to stay in the Hostel: *	Annual Family Income(*): *	
	No	No	
Id Proof: *	Id proof No: *	Do You Want to Avail FEE WAIVER SCHEME of Assam Govt.: *	
		No	
		Do you belong to the PWD (Person with Disabilities) category: *	
		No	


Photo & Signature

Your photo (Image 150KB - 300KB)
Supports only .jpg format. *



NO IMAGE AVAILABLE

Your signature (Image 30KB max)
Supports only .jpg format. *



NO SIGNATURE AVAILABLE

Address

<input type="checkbox"/> Same as Permanent	
Permanent Address	Present Address:
Address Line 1: *	Address Line 1: *
Address Line 2:	Address Line 2:
City: *	City: *
Country: *	Country: *
India	India
State: *	State: *
Assam	Assam
District: *	District: *
Select	Select
Pin: *	Pin: *

Parents and Guardians Information

***Any one's mobile number is required.

Mother's Name: *	Mobile no of mother:	Mother's Email:	Mother's Occupation:
Mrs			
Father's Name: *	Mobile no of father:	Father's Email:	Father's Occupation:
Mr			
ABC ID: <input type="text"/> Don't have ABC ID? Click here to create			
Local Guardian (if any):			
Guardian's Name:	Mobile no of guardian:	Local Guardian's Email:	Guardian's Address:
Select			

Bank Information

Bank Name: *	IF.S.C.:
Bank Account Number: *	

Other Information

Student Unique Number (DHE): *	Registration Year: *	Migration Year:
	REGISTRATION YEAR	MIGRATION YEAR
Select Last Board/University: *		
AHSEC		
Do you have any intervening gap?: *		
<input checked="" type="radio"/> No <input type="radio"/> Yes		
Are you employed?: *		
<input checked="" type="radio"/> No <input type="radio"/> Yes		
Are you a Kashmir Migrant?: *		
<input checked="" type="radio"/> No <input type="radio"/> Yes		
Prime Minister's Special Scholarship Scheme for J&K Students: *		
<input checked="" type="radio"/> No <input type="radio"/> Yes		
Extra Curricular Activity: *		
<input checked="" type="radio"/> No <input type="radio"/> Yes		
Are you an Ex-Service man?: *		
<input checked="" type="radio"/> No <input type="radio"/> Yes		
Are you successor of Freedom Fighter?: *		
<input checked="" type="radio"/> No <input type="radio"/> Yes		
Are you a single girl child?: *		
<input checked="" type="radio"/> No <input type="radio"/> Yes		

[Save & Next](#)

© Assam University
Silchar-788011 | E-mail: helpdesk@auexam.ac.in

Step-7:

Fill-up the form cautiously. "*" marked fields are mandatory. Click on "Save and next".



Application No. : 202411296

Session : 2023-24

(*) Indicates Mandatory Fields.



Candidate Dashboard



Basic Information



Educational Details



Upload Documents



Programme Selection



Fees Payment

Academic Details

Examination	Passed/Appeared	Div./Class	Grade/CGPA	Full Marks	Obtained Marks	Percentage of Marks	Year of Passing	Name of the Institute	Name of the Board/University	Registration
10th Class or Equivalent	Passed						Select			
12th Class or Equivalent	Passed						Select			

Remove Add

12th or Equivalent Class Papers Details

#	Paper 1	Paper 2	Paper 3	Paper 4
Subject Name	Select	Select	Select	Select
Full Marks	100	100	100	100
Obtained Marks				



10th or Equivalent Class Papers Details

#	Paper 1	Paper 2	Paper 3	Paper 4
Subject Name	Select	Select	Select	Select
Full Marks	100	100	100	100
Obtained Marks				


Save & Next

Step-8:


Enter your 10th Level and 12th Level subject details carefully. Click on "Save and Next".


Application Form
TEST SUJOY 


Application No. : 202411296
Session : 2023-24




Candidate
Dashboard




Basic
Information




Educational
Details



Upload
Documents



Programme
Selection



Fees
Payment

(*) Indicates Mandatory Fields.

Upload Educational Documents

Supports only .jpg format, file size between 150 KB to 300KB

Document Name	Upload & Delete	Preview
10th Class or Equivalent Mark Sheet (Front) : *	Add Image	
10th Class or Equivalent Mark Sheet (Back) : *	Add Image	
10th Class or Equivalent Pass Certificate :	Add Image	
12th Class or Equivalent Mark Sheet (Front) : *	Add Image	
12th Class or Equivalent Mark Sheet (Back) : *	Add Image	
12th Class or Equivalent Pass Certificate :	Add Image	



Upload Other Documents

Document Name	Upload & Delete	Preview
Registration Certificate :	Add Image	
10th Class or Equivalent Admit (Date of Birth Proof) : *	Add Image	
Photo Id Proof : *	Add Image	
Category Certificate : *	Add Image	
PWD Certificate : *	Add Image	
Migrartion Certificate :	Add Image	
First Page Of Bank Passbook : *	Add Image	
B.P.L Card / Income Certificate : *	Add Image	
NCC Quota proof document : *	Add Image	


[Save & Next](#)


Step-9:


Upload the documents where fields are "*" marked. The size of the images should not be less than 150KB and should not exceed 300KB. The format should be ".jpg" or ".png". Click on "Save and Next".



Application Form
TEST SUJOY 


Application No. : 202411296
Session : 2023-24



Candidate
Dashboard


Basic
Information


Educational
Details


Upload
Documents


Programme
Selection


Fees
Payment

Programme Selection Read Before Selection

* You can select maximum of 20 colleges by pressing "Add New College" button and 5 Course & Subject by pressing "Add New Course" button from Each college
** Data should be provide for RED Color Box(s).

College: * Cachar College v

Subjects								Actio
DSC	DSM(Sem. 1)	DSM(Sem. 2)	IDC Basket	IDC Subject	AEC(MIL)	SEC	VAC	
(Cluster-II) Zoology	Chemistry	Industrial Fish & Fis	Social Sciences (SS)	Economics	Bengali	Zoolog	NCC	
Add new Course								
Subjects								Actio
DSC	DSM(Sem. 1)	DSM(Sem. 2)	IDC Basket	IDC Subject	AEC(MIL)	SEC	VAC	
(Cluster-I) Physics	Mathematics	Statistics	Humanities (HN)	Hindi	Hindi	Physics	Understanding Indli	X

College: * Deopani College X v

Subjects								Actio
DSC	DSM(Sem. 1)	DSM(Sem. 2)	IDC Basket	IDC Subject	AEC	SEC	VAC	
(Cluster-III) Political Science	Economics	Sociology	Social Sciences (SS)	Education	Alternative English	Political	Health & Wellness	
Add new Course								
Add new college								

Declaration

I, Test Sujoy, hereby declare that all the particulars stated by me in this Application Form are true to the best of my knowledge and belief. I have read the relevant Information Brochure & Admission Schedule pasted on the University/College website / Printed Hard Copy / Notice Board for admission. I shall abide by the terms and conditions therein. It is entirely my responsibility to prove my eligibility for admission to the Programme to which I am admitted and also in respect of qualifications and entitlement for admission against reserved category, if claimed, to the satisfaction of the University/College. Further, in the event of suppression or distortion of any fact like category, educational qualifications, nationality, etc. made in my Application Form, I understand that my admission, if granted or degree acquired subsequently, is liable for cancellation. I also understand that the decision of University/College regarding my admission will be final and I shall abide by the rules and Regulation of University/College from time to time.

Save & Next

© Assam University
Silchar-788011 | E-mail: helpdesk@auexamination.ac.in

Step-10:

Select your preferred college you want to take admission. You can apply in multiple colleges and multiple courses in a particular college. Select the "Subjects" carefully. Click on the check box in "Declaration Part" and then click on " Save and Next".



Application No. : 202411296

Session : 2023-24



Candidate Dashboard



Basic Information



Educational Details



Upload Documents



Programme Selection



Fees Payment

Fees Payment

College	Programme	DSC Subject	Fee Head	Amount	Total Amount	Action
Cachar College: Bank Name :STATE BANK OF INDIA A/C No. : 11032989379 Branch Name :SILCHAR BRANCH, PARK ROAD IFSC Code : SBIN000183 MICR Code : 788002002	Four Year Under Graduate	1. Zoology 2. Physics	Application Fee	0.00	0.00	Click For Final Submit
Deopani College: Bank Name :UCO BANK A/C No. : 15450110004708 Branch Name : BARPATHAR IFSC Code : UCBA0001545 MICR Code : 785028504	Four Year Under Graduate	1. Political Science	Application Fee	0.00	0.00	Click For Final Submit
				Total	0.00	

Step-11:

Click on "Click for Final Submit".

Last date of application is 15-07-2023

E N D