




RABINDRASADAN GIRLS' COLLEGE

Date:

NOTICE

In Pursuance of AU notification No. AUE/NAD-AUS/2017 Dated 18/01/2023, it is hereby notified to all the students of Degree 1st, 3rd, & 5th Semester that they have to create the ABC's ID (Academic Bank of Credit ID) through the online mode and submit the created Account no. to the college office along with Name, registration No, Roll No, Aadhar No, mobile No, email ID, and academic session on 06/02/2023 from 12.30 P.M onwards.

Website: <https://www.abc.gov.in/>


(Dr. Ashok Kumar Das)
Principal
R.S.Girls' College Karimganj



ASSAM UNIVERSITY, SILCHAR
EXAMINATION BRANCH

No. AUE/NAD-AUS/2017

Date: 18th January, 2023

NOTIFICATION

It is hereby notified for information of all concerned that Assam University has already registered under Academic Bank of Credit(ABC) as a part of implementation of NEP 2020 in which all Students will have their own accounts, each with their own ABC ID, as well as a dashboard where they can track their credit accumulation, transfer requests, and credit history. Students can also perform credit transfer initiation requests and a follow-up view request status effectively, just like in a traditional bank. In a nutshell, the ABC will make it easier to recognise, transfer, and redeem credits etc. Student ABC's ID is mandatory as per UGC's letter Vide D.O. Mo. F.1-1/2022(ABC) dated 22nd Sept, 2022. Hence those students who have enrolled in any Post Graduate(MA/MSc) /Integrated Under Graduate programmes and affiliated colleges under Assam University have to create their ABC's ID.

It is further informed that all the enrolled students need to submit their ABC's ID number along with Name, Registration No., Roll No, Aadhaar No., Mobile No., email ID and academic session to the concerned head of department/principals for onward transmission to the Examination Branch, AUS.

In this connection, all HoDs of academic departments/principals of affiliated colleges under Assam University are hereby requested to advice their students to create ABC's ID and submit the consolidated ABC's ID numbers of your students in the prescribed format(copy enclosed) for further necessary action at our end on or before 30th January, 2023 to the Controller of Examinations or send email at deputyregistrarexamaus@gmail.com.

Please find enclosed herewith a copy of **Procedure for creation of ABC's ID with Aadhaar through DigiLocker**. For any further clarifications/assistance, Deputy Registrar, Exam & Nodal Officer may be contacted @ 9856626745 or Assistance @9101872550.

This issued with the approval of the competent authority.

Sd/-

(Dr. Suprabir Dutta Roy)
Controller of Examinations


Copy to:

1. PS to Vice-Chancellor for kind information of Vice-Chancellor, AUS
2. PS to Registrar/Director, CDC/FO for kind information, AUS
3. All Dean of Schools, AUS
4. All HoDs, AUS and AUDC
5. All Principals of affiliated Colleges under AUS. } with a request to disseminate this information among your students
6. Director, Computer Centre, AUS, with a request to upload the same in the website.

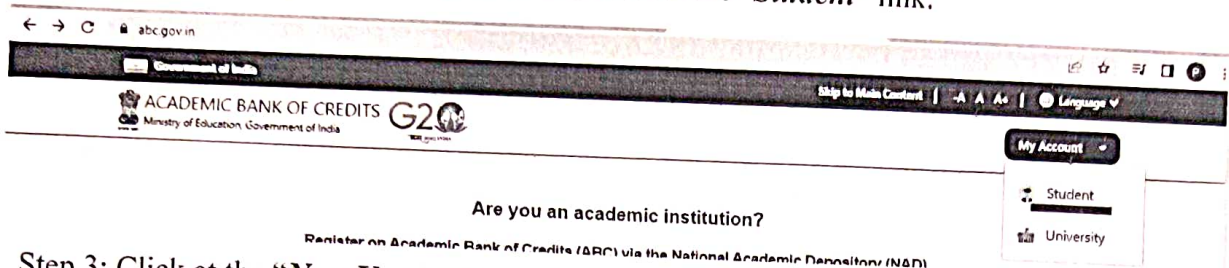
(Laishram Bojen Singh)
Nodal Officer, NAD & DR, Exam

**Procedure for creation of ABC's ID account with Aadhaar through DigiLocker,
Assam University, Silchar**

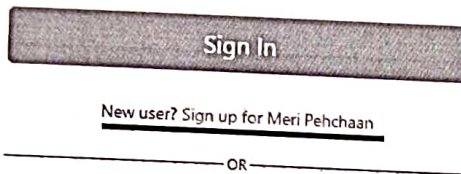
Step 1: Type the website in the address bar : <https://www.abc.gov.in>



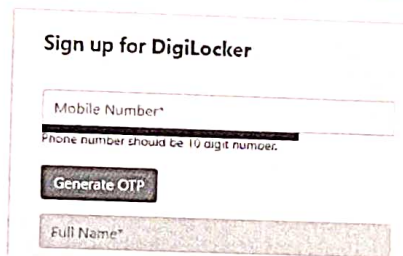
Step 2: Go to the "My Account" section and click at the "Student" link.



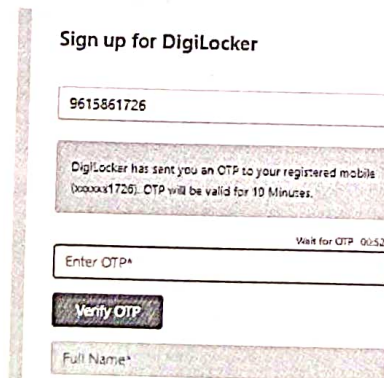
Step 3: Click at the "New User? Sign up for Meri Pehchaan" link



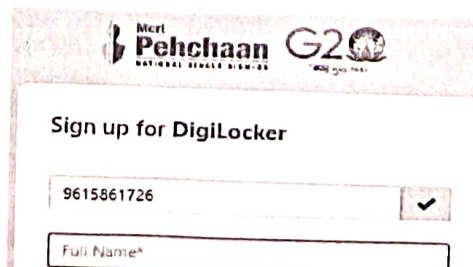
Step 4: The following screen will be displayed and Enter your Mobile number



Step 5 : Click at **Generate OTP**, then enter OTP sent to your registered mobile no above




Step 6 : Click at **Verify OTP** then the following screen will be displayed and enter Full Name, Date of Birth, select Gender from drop down menu, create your own User name, PIN(password: **PIN must be 6 digits numerical only**) and confirm PIN number. Then Tick the checkbox against '**I consent to Meri Pehchaan**'



Step 7 : Click at **'Verify'** link then enter your Aadhaar Number and click at **Continue** link




Step 8 : Enter OTP sent to mobile number linked to Aadhaar number and click at **submit** link




Step 9 : Enter Username and PIN number created at step 6 above then click checkbox against **'I consent to MeriPehchaan'** and click at **Sign In** link



Step 10 : Enter OTP sent to mobile number entered at step no 4 and click at **Sign In** link



Step 11 : Click radio button against **University**. Select **Assam University** from the drop down menu for University students for Silchar ,Diphu Campus including **affiliated colleges** under Assam University then click at **submit** link



ACADEMIC BANK OF CREDITS
Ministry of Education, Government of India

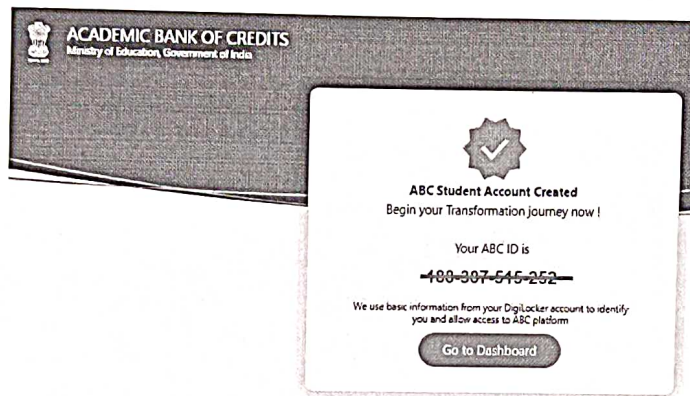
I am a student at..

University Skill College Others
(Tick your Institution type)


University/Skill Institution name
(Select your institution name from the list)

Submit

Step 12 : The following screen will be displayed and the number is your ABC's ID number



Step 13 : Click at **Go to dashboard** and your name and ABC's ID number will be displayed as below. Keep your Username, PIN and ABC's ID number in safety place for future use.



ACADEMIC BANK OF CREDITS
Ministry of Education, Government of India

Logout

Hello
Phionalanchenbi Laishram !

0 Total Academic Credit Points

ACADEMIC BANK OF CREDITS
ABC ID
Phionalanchenbi Laishram
We use basic information from your DigLocker account to identify you and allow access to ABC platform

